

Task 1: Deploy a Testbed Portal

Center of Intelligent Spatial Computing

George Mason University

09/10/2012

Goals

- Support ESIP members to interact with hosted testbed activities;
- Support interactivities between ESIP members and testbed task developers;
- Make ESIP testbed activities more visible to the public.

User Management

- Roles: Project Developer, ESIP Member, and System Administrator.
- Permissions:
 - Project Developer: create new project, edit own project, manage own project issues.
 - ESIP Member: access to project resources (demonstration site, screen shot, attached files).
 - System administrator: has the ultimate control of everything.

- Demo 1: ESIP Member
 - Access to project information,
 - Submit an issue,
 - Post on community forums,
 - Post comments,
 - Subscribe to contents.

Access Project Information

- Demo

Project One - Deploy an ESIP Testbed Portal

Submitted by cisc on Mon, 08/06/2012 - 15:46

Currently access to Testbed activities is primarily provided through links on the Products and Services Committee section of the ESIP Federation Wiki. While this approach works fine if users realize the Testbed is sponsored by the Products and Services Committee, it is otherwise somewhat hidden and difficult to discover from outside of the wiki environment. We propose two pursue two objectives with a new Testbed environment: (1) In an effort to make the ESIP Testbed more visible and accessible to ESIP members and the general public, a CMS-based portal will be deployed that will host the various funded activities and be available to support other activities as deemed appropriate by the Testbed Configuration Board. Access controls on the portal will be configured to provide controlled access for developers and testers while at the same time providing public access for users and other participants. (2) Additionally, we propose to implement a new flexible operating environment for the Testbed that will allow for more customized configuration for each task (in necessary) through the use of virtualization services, as well as making use of cloud-based resources as available. Some tasks will have requirements for system dependencies that may conflict with other tasks, so the availability of virtualized systems will allow more specialized configurations for tasks with those requirements. A common operating area will be available to host the less complicated configuration of other tasks as necessary. The Testbed Configuration Board will manage long-term maintenance and configuration of the Testbed portal.

Project type:


Full project


Enable issue tracker:


Yes

Documentation:

 [topical_focus_document_esip_testbed_portal.doc](#)

 [portal_demo_slides_pdf.pdf](#)

 [esip_testbed_portal_user_manual_pdf.pdf](#)

 [ESIP Upgrade from Drupal 6 to Drupal 7.pdf](#)

Pictures:



[Home Page](#)

Submit an Issue

- Demo

Create Issue

Title *

Body (Edit summary)

Text format Filtered HTML More information about text formats ?

- Web page addresses and e-mail addresses turn into links automatically.
- Allowed HTML tags: <a> <cite> <blockquote> <code> <dl> <dt> <dd>

- Lines and paragraphs break automatically.

Category *

- Select a value -

Component *

- Select a value -

Priority *

Normal

Post on community forums

- Demo

Create Forum topic

Subject *

Forums *
- Select a value -

Body (Edit summary)

Text format

[More information about text formats ?](#)

- Web page addresses and e-mail addresses turn into links automatically.
- Allowed HTML tags: <a> <cite> <blockquote> <code> <dl> <dt> <dd>

- Lines and paragraphs break automatically.

Post comments

- Demo

Portal Testing

Submitted by [cisc](#) on Tue, 06/12/2012 - 14:45

Forums:
[Testbed Portal](#)

//Due to upgrading, posted by cisc on behalf of the original author "k.keiser"

Guess we need a place to track testing results and feedback. Here is a start...

6/12/12:

- * created a new project (Grand Challenge) as k.keiser (developer privileges) - appeared to be successful
- * is there an approval process for new projects?
- * the new project did not show up in the project tab pull down, or the list of "projects in progress"
- * logged in as kkeiser (member) and cannot see the new project
- * checked the user manual and did not see any mention of waiting for new projects to be approved.
- * should new projects automatically show up in the list of projects on the menu? If not, how do they get promoted to that status?

Might also work to create a new project, maybe called "Testing" and let everyone file issues or comments to that project. Thoughts?

Ken

— [Subscribe](#)

ADD NEW COMMENT

Your name

Send subscriptions notifications

You can suppress sending subscriptions notifications here; this option is not saved.

Subject

Comment *

Text format [More information about text formats ?](#)

- Web page addresses and e-mail addresses turn into links automatically.
- Allowed HTML tags: <a> <cite> <blockquote> <code> <i> <d> <dt> <dd>
- Lines and paragraphs break automatically.

Subscribe to Contents

▼ [Subscribe](#)

<input type="checkbox"/>	Subscribe to this page
<input type="checkbox"/>	To News content
<input type="checkbox"/>	To News content by <i>cisc</i>

The master checkboxes in the left-most column turn the given subscription on or off. Depending on the setup of the site, you may have additional options for active subscriptions.

- Demo 2: Project Developer
 - Create new project with project information,
 - Image management,
 - Document upload,
 - Issue management.

Create New Project

- Demo

Create Project

Name *

Description (Edit summary)

Text format: Filtered HTML
• Web page addresses and e-mail addresses turn into links automatically.
• Allowed HTML tags: <a> <cite> <blockquote> <code> <dl> <dt> <dd>
• Lines and paragraphs break automatically.

Project type *
- Select a value -

Short name *

A unique machine-readable name. Can only contain lowercase letters, numbers, and underscores.

COMPONENTS *

	ORDER
Code	0 <input type="button" value="v"/>
Documentation	1 <input type="button" value="v"/>
Miscellaneous	2 <input type="button" value="v"/>
User interface	3 <input type="button" value="v"/>
	4 <input type="button" value="v"/>

Used to classify different aspects of a project, eg. a software project might have Code, User interface, and Documentation components.

Enable issue tracker

DOCUMENTATION

Add a new file

Files must be less than 8 MB.
Allowed file types: txt pdf doc docx

PICTURES

Add a new file

Files must be less than 8 MB.
Allowed file types: png gif jpg jpeg

Home Page

Demo Site

Title

The link title is limited to 128 characters maximum.

URL

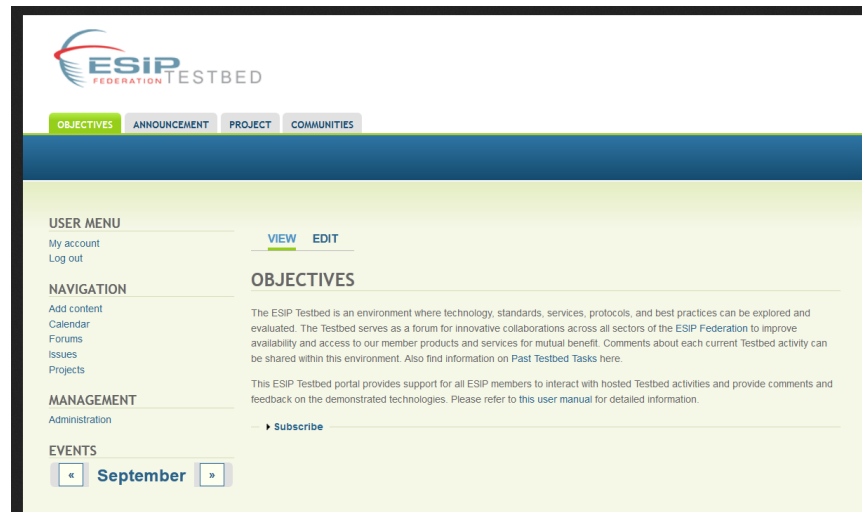
Upload Screenshots

- Demo

PICTURES

Add a new file

Files must be less than **8 MB**.
Allowed file types: **png gif jpg jpeg**.

The screenshot shows the ESIP Federation Testbed website. At the top is the logo 'ESIP FEDERATION TESTBED'. Below the logo is a navigation bar with tabs for 'OBJECTIVES', 'ANNOUNCEMENT', 'PROJECT', and 'COMMUNITIES'. The main content area is divided into a left sidebar and a main content area. The sidebar contains sections for 'USER MENU' (My account, Log out), 'NAVIGATION' (Add content, Calendar, Forums, Issues, Projects), 'MANAGEMENT' (Administration), and 'EVENTS' (September). The main content area has a 'VIEW EDIT' link, a section titled 'OBJECTIVES', and a paragraph of text describing the testbed's purpose. At the bottom of the main content area is a 'Subscribe' link.

Upload Document

- Demo

DOCUMENTATION

FILE INFORMATION	WEIGHT	OPERATIONS
 topical_focus_document_esip_testbed_portal.doc (106.5 KB)	0 ▾	<button>Remove</button>
 portal_demo_slides_pdf.pdf (363.43 KB)	1 ▾	<button>Remove</button>
 esip_testbed_portal_user_manual_pdf.pdf (482.57 KB)	2 ▾	<button>Remove</button>
 ESIP Upgrade from Drupal 6 to Drupal 7.pdf (93.19 KB)	3 ▾	<button>Remove</button>

Add a new file

Files must be less than **8 MB**.
Allowed file types: **txt pdf doc docx**.

Issue management

- Submit an issue, search an issue, and update an issue status.
- Demo

Issues for all projects

Select projects
Enter a comma separated list of projects.

Priority: Critical, Major, Normal, Minor

Status: Active, Needs work, Needs review, Fixed, Postponed, Closed (duplicate), Closed (won't fix), Closed (works as designed)

Category: Bug report, Task, Feature request, Support request

SEARCH

Project	Summary	Status	Priority	Category	Replies	Last updated	Assigned to	Created
Project One - Deploy an ESIP Testbed Portal	Issue is separated from Project	Active	Normal	Feature request		2 weeks 6 days	cisc	2 weeks 6 days

- Demo 3:
 - Announcement
 - Event Management
 - Project File Archive

Make an Announcement

- Demo

[Home](#) » [Create content](#)


Create News

Title: *

— ▶ [Menu settings](#)

Body:

Split summary at cursor



— ▶ [Input format](#)

Event Management

- Demo

Create Event

Title: *

▶ [Menu settings](#)

Body:

Split summary at cursor

▶ [Input format](#)

Events

Event has time

Is time important for this event? Uncheck if event takes all day.

Start date:

Event has end date

Check if you want to specify an end date for this event, then choose end date below.